




New Features include but are not limited to: Account Alerts, Account to Account Transfers, Color Settings, Secure Messaging, Home Page View, Check Image View, Mobile Banking, Bill Pay and more!

ONLINE BANKING LOGIN/ENROLLMENT WALKTHROUGH

Please visit www.financialsecuritybank.com and select "Click Here to Log In" as seen below:



Your first screen will appear as seen below:



Please choose the appropriate link below to log into Online Banking

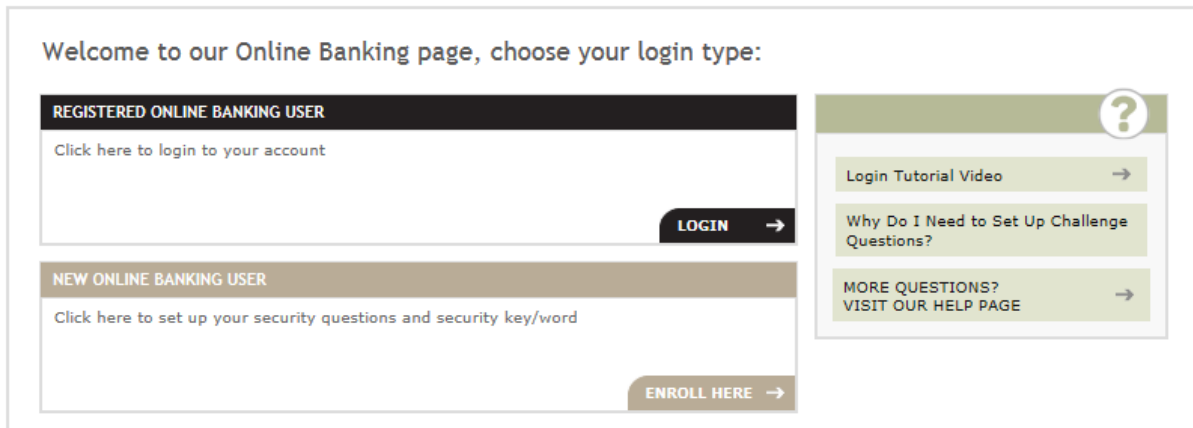
- [Consumer Banking](#)
- [Business Banking](#)

Please select Consumer Banking for individual and/or joint account ownerships.

Please select Business Banking for corporations, LLCs, Investment Properties, etc.

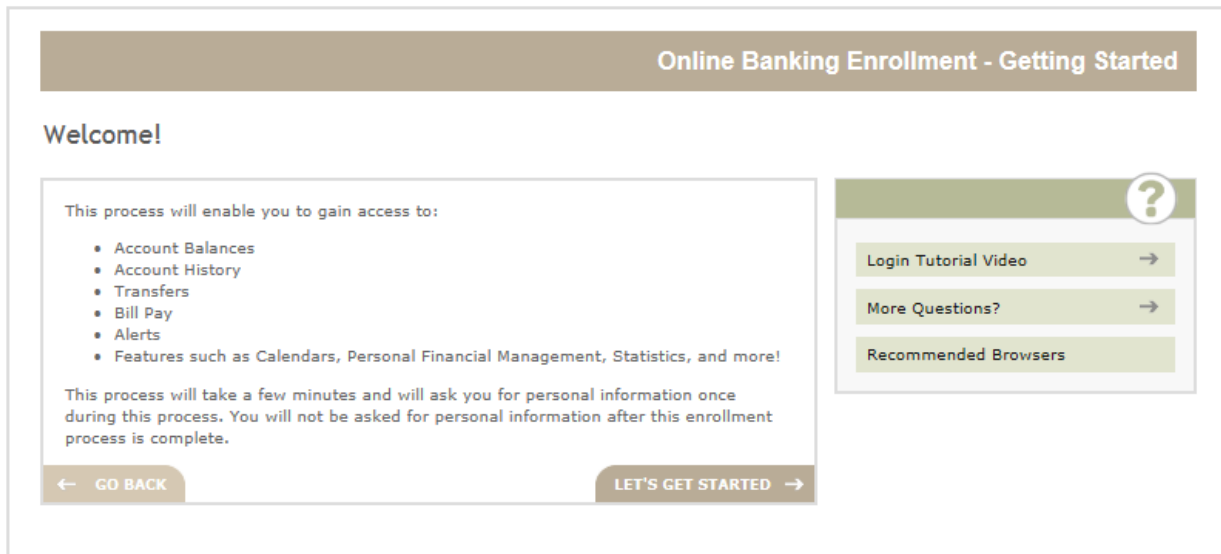


A login screen will then appear as seen below:



15.2.8

If you are new to our Online Banking system, please select "Enroll Here" to begin the login/enroll process for your Financial Security Bank Online Banking. The following screen will appear.



15.2.8

1. Click "Let's Get Started →"



Online Banking Enrollment - Legal Disclosures

Now, let's review the terms and conditions

FINANCIAL SECURITY BANK

Please read the following information before continuing.

Thank you, for your interest in Financial Security Bank's Online Banking service. Our primary goal is to provide quality products and services to accommodate our customer.

THIS AGREEMENT CONTAINS IMPORTANT INFORMATION REGARDING ONLINE BANKING. MOBILE BANKING AND BILL PAYMENT. ACCESSING OR REQUESTING ACCOUNT INFORMATION, OR INITIATING BILL PAYMENTS THROUGH THIS SITE CONSTITUTES AND SHALL BE DEEMED TO BE AN ACCEPTANCE OF THE TERMS AND CONDITIONS IN THIS AGREEMENT.

Please carefully review the following disclosure information and click "I agree" to proceed to the application page. Please contact a Financial Security Bank representative with any questions.

INTERNET ONLINE BANKING SERVICE DISCLOSURE AND AGREEMENT

This Agreement is entered in between Financial Security Bank and any customer of the Bank who subscribes to Financial Security Bank's Internet Banking Service ("Online Banking"). Each reference in this Agreement to the "Bank" "we" "us" or "our" refers to Financial Security Bank and each

I agree to the above terms and conditions

NEXT →

?

[View & Print Disclosure](#) →

[Email Disclosure](#) →

15.2.8

2. Review the terms & conditions, if okay please place a checkmark in the box next to "I agree to the above terms & conditions"
 - a. Please contact the Kerkhoven branch at 320-264-2161 or AV branch at 763-424-5888 with any questions or concerns you may have.
3. Click Next when ready.




1 Online Banking Enrollment - Step 1 of 3


Let's get started by seeing if you are in the system

Enter Login ID

Password

Enter Code Here 

NEXT →



I am already enrolled

Login Tutorial Video →

Recommended Browsers

15.2.8

4. Enter the User Name
 - a. Enter your full social security number for personal accounts
 - b. Enter your full business tax identification number for business accounts
5. Enter Password
 - a. Last four of Social Security Number for personal or last four of TIN # for businesses
 - b. Example – John Smith’s SSN is 123-45-6789,
 - c. Password would be 6789
6. Enter the Random Code
 - a. Case sensitive, please type exactly as seen in your picture
7. Click on the Next button



2 Online Banking Enrollment - Step 2 of 3

We are almost finished... Let's create some questions that only you would know

Choose 3 questions to be used during login or Password reset to verify your identity

1
Choose a question...
Type your answer here...

2
Choose a question...
Type your answer here...

3
Choose a question...
Type your answer here...

NEXT →

When will this information be used?
Can I create my own question?

15.2.8

8. Setup three security questions to help ensure it is in fact yourself logging into the account information.
 - a. Click next when completed

PLEASE NOTE – if you get a warning message stating you were timed out during this process, you will unfortunately have to restart from the beginning. If you click next and it brings you to the next step, then you were not timed out.



3 Online Banking Enrollment - Step 3 of 3

Last Step... Choose your login information

Enter Your E-Mail Address

PLEASE NOTE: You will use this information the next time you log in.

Enter your new Login ID

Enter your new Password

Confirm your new Password

Your Password must be 8 - 16 characters in length and may contain: Upper-case letters, lower-case letters, numbers, and symbols. It can not contain the following characters: , | ~

Why do I need to do this?

Why do you want my email address?

FINISHED →

15.2.8

9. Provide an email that you can be reached at if ever need be.
10. Choose your login username
11. Password **must** contain at least: one upper case letter, one lower case letter, one number and one symbol such as !@#\$%^&*()
12. Click Finished and the following screen will appear. Click Continue

ACCOUNTS E-STATEMENTS CHECK SERVICES TRANSFER BILL PAY OPTIONS HELP JUST ASK LOGOUT

Enrollment Completed

Congratulations... Your enrollment is complete!

APPROVAL COMPLETED

Thank you for enrolling in Online Banking. We have verified your information with our records. You may now log into Online Banking using the Login ID, Password and Challenge Questions that you've just created. Please call us if you have any questions about your Online Banking Enrollment.

CONTINUE →